

Inhalt
Contents
Contenu

Inhoud
Contenido
Conteúdo

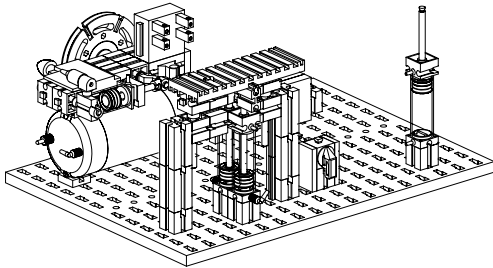


Einzelteilübersicht / Spare parts list / Liste des pièces détachées /
Onderdelenoverzicht / Lista da piezas / Resumo de peça individual

2

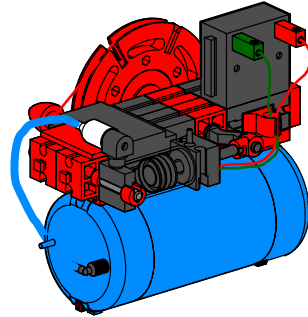
Montagehilfen und Hinweise / Assembly aids and instructions / Aides de montage et instructions /
Montagehulpmiddelen en aanwijzingen / Ayudas de montaje e instrucciones / Montagens e indicações

3



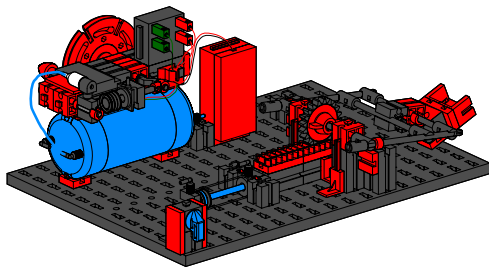
Hebebühne / Lifting platform /
Plateforme élévatrice / Hefplatform /
Plataforma de elevación / Dispositivo de elevação

5



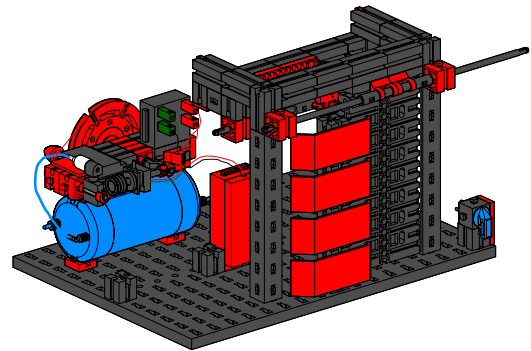
Kompressor / Compressor / Compresseur /
Compressor / Compressor / Compressor

11



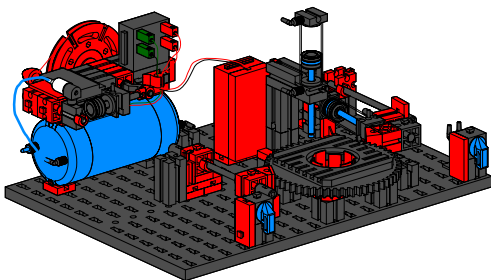
Katapult / Catapult / Catapulte /
Katapult / Catapulta / Catapulta

13



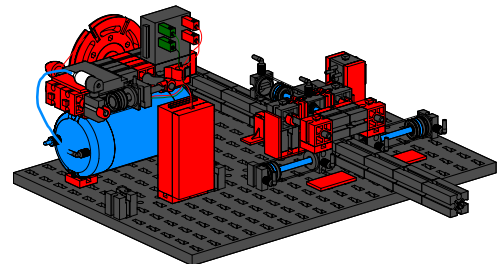
Schiebetür / Sliding door /
Porte coulissante / Schuifdeur /
Puerta corrediza / Porta de correr

17



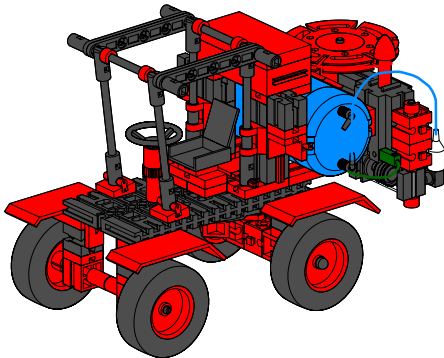
Drehtisch mit Presse / Turntable with press /
Plateau tournant avec presse / Draaitafel
met pers / Mesa giratoria con prensa /
Mesa giratória com prensa

23

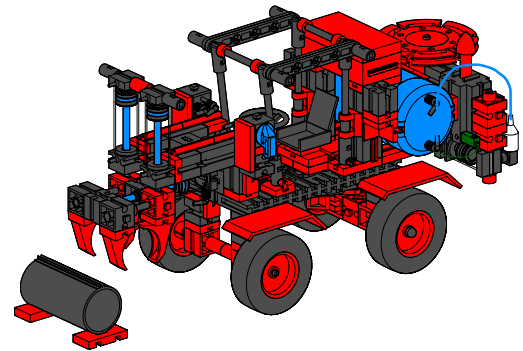


Linear-Vorschub / Linear feed /
Mécanisme d'avance linéaire /
Lineaire voortbeweging /
Avance lineal / Avanço linear

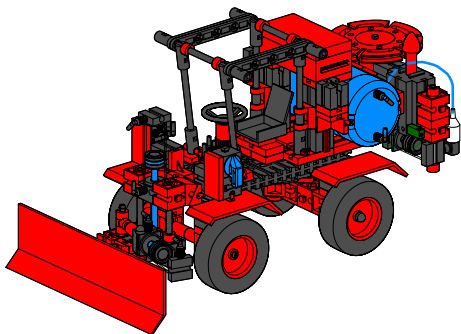
26



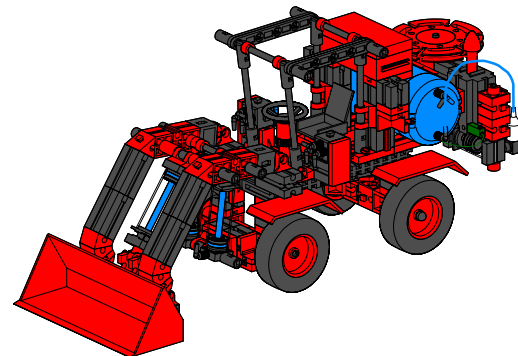
Fahrgestell / Chassis / Châssis /
Chassis / Chasis / Chassi 30



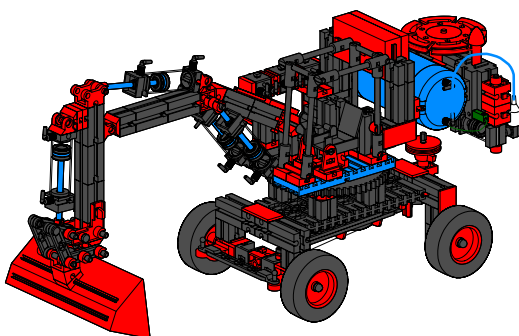
Rohrleger / Pipelayer / Pose de conduites /
Buizenleginstallatie / Tendedor de tuberías /
Assentador de tubos 35



Schneepflug / Snowplow /
Chasse-neige / Sneeuwruimer /
Quitanieves / Limpa-neve 40








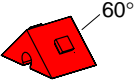




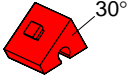
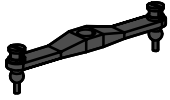

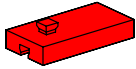




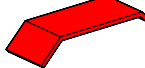



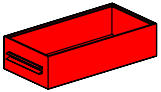

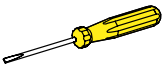


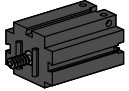

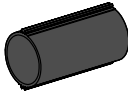
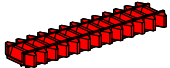


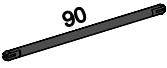
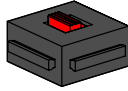






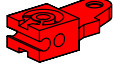
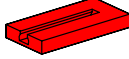




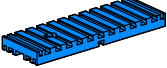









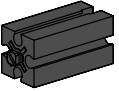


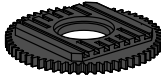




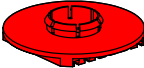



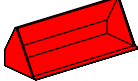









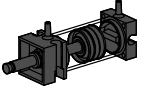


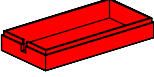
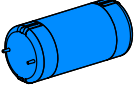
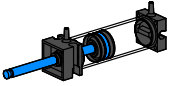
Schaufellader / Shovel Loader /
Pelleteuse / Graafmachine /
Cargadora de pala / Pá-carregadora 44



Bagger / Excavator / Excavateur /
Bagger / Excavadora / Escavadora 49

















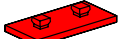




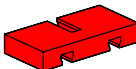
Einzelteilübersicht
Spare parts list
Liste des pièces détachées

Onderdelenoverzicht
Lista da piezas
Resumo de peça individual

	19318 2x		31592 4x		32064 11x		32985 1x		36210 2x
	31010 2x		31597 5x		32071 6x		35031 2x		36227 12x
	31011 4x		31614 1x		32085 2x		35049 12x		36293 2x
	31019 1x		31642 4x		32233 1x		35050 4x		36323 5x
	31021 1x		31671 2x		32263 1x		35064 2x		36443 1x
	31032 1x		31690 1x		32293 1x		35065 5x		36702 1x
	31053 2x		31708 3x		32316 4x		35066 2x		36708 1x
	31058 2x		31766 1x		32321 2x		35067 1x		36819 4x
	31060 10x		31843 2x		32330 2x		35068 2x		36912 6x
	31061 7x		31888 2x		32860 1x		35073 10x		36913 1x
	31336 4x		31894 1x		32870 4x		35087 3x		36914 2x
	31337 4x		31912 1x		32879 20x		35129 1x		36915 13x
	31390 1x		31915 1x		32881 20x		35414 1x		36922 4x
	31391 1x		31916 1x		32882 6x		35969 1x		36925 1x
	31422 5x		31982 14x		32883 4x		35980 2x		36934 3x
	31426 6x		31983 5x		32913 4x		35998 2x		36937 1x
	31436 9x		31994 2x		32958 1x		36190 1x		36938 4x

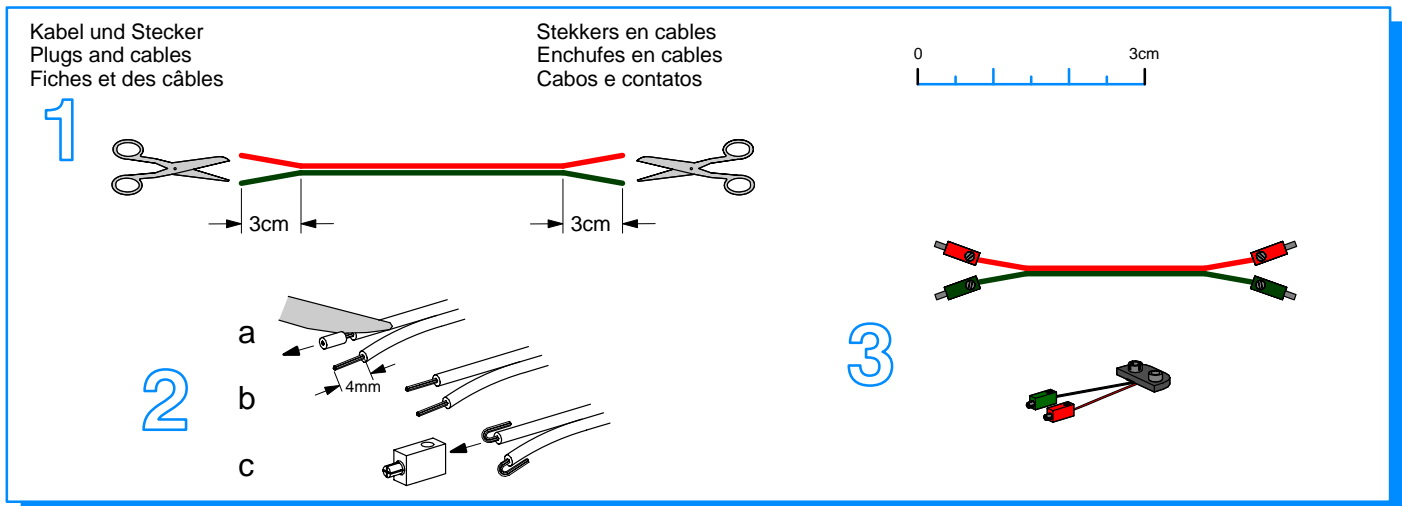
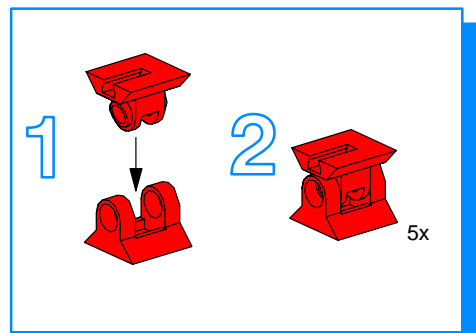
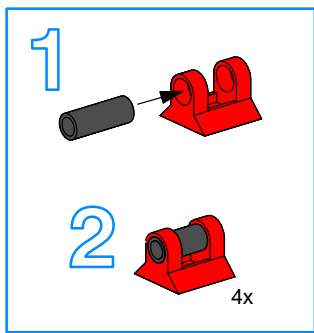
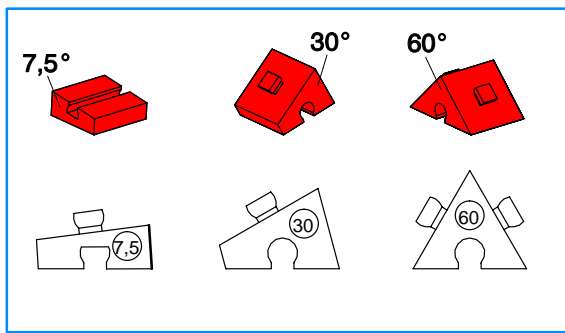
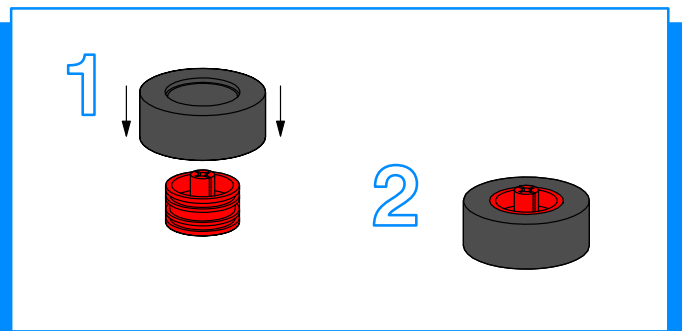
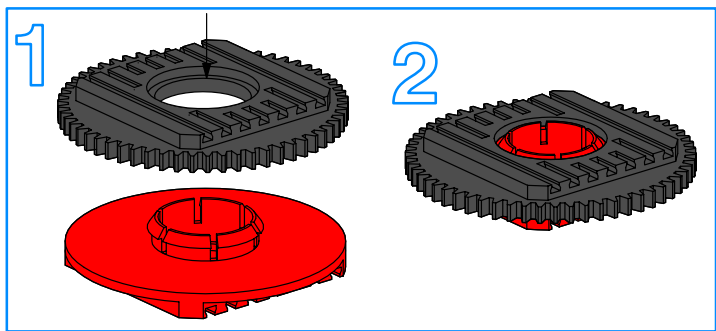
Einzelteilübersicht
Spare parts list
Liste des pièces détachées

Onderdelenoverzicht
Lista da piezas
Resumo de peça individual

	36949 1x		37003 1x		37679 18x		38253 2x		38543 1x
	36950 3x		37237 16x		37681 1x		38414 5x		38546 1x
	36952 4x		37238 4x		38240 4x		38415 3x		
	36970 1x		37468 2x		38241 7x		38423 8x		
	36981 1x		37636 1x		38246 2x		38428 5x		

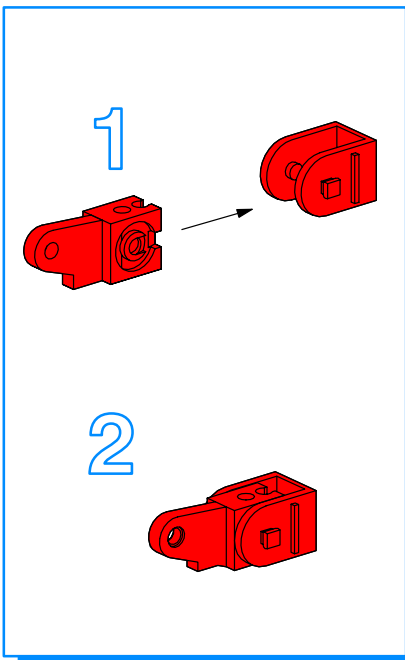
Montagehilfen und Hinweise
Assembly aids and instructions
Aides de montage et instructions

Montagehulpmiddelen en aanwijzingen
Ayudas de montaje e instrucciones
Montagens e indicações



Montagehilfen und Hinweise Assembly aids and instructions Aides de montage et instructions

Montagehulpmiddelen en aanwijzingen Ayudas de montaje e instrucciones Montagens e indicações



1 Batterie 9Volt-Block Alkaline oder 1 NC-Akku 9V

- Leere Akkus zum Laden entnehmen.
- Verbrauchte Batterien dem Sondermüll zuführen.

9V rechargeable battery or 9 V alkaline dry cell

- Remove discharged battery and place in charger for recharging.
- Discard spent dry cells at special waste disposal centre.

pile 9V ou accu 9V

- Pour recharger les accus vides, il faut les sortir et les placer dans le chargeur.
- Jeter les piles usagées dans un conteneur spécial réservé à cet effet.

alkaline batterije of oplaadbare batterije (9Volt)

- Voor het opladen van batterijen de lege batterijen uit nemen en met behulp van het oplaadapparaat opladen.
- Afleveren gebruikte batterijen bij het klein chemisch afval (KCA).

pila alcalina bloque de 9 Voltios o acumulador NC de 9 Voltios

- Retirar el acumulador descargado y colocarlo en el cargador
- Retirar las baterias viejas, desechándolas en un depósito de basuras especiales.

Bateria alcalina de bloco de 9 V ou acumulador NC de 9 V

- Remover os acumuladores vazios para os carregar
- Eliminar as baterias esgotadas como desperdício perigoso

Batterie ist nicht Inhalt der Packung
Battery not included
Batterie non comprise
De batterij wordt niet meegeleverd
La batería no está incluida en el suministro
A bateria não é o conteúdo da embalagem

Accu Set (Art.-Nr. 34969) nicht im Baukasten enthalten
Accu Set (Art. No. 34969) not included in the modular kit
Accu Set (réf. 34969) n'est pas contenue dans le kit
Accu Set (art.-nr. 34969) niet in de bouwdoos opgenomen
Accu Set (art. n° 34969) no está incluido en el conjunto
Accu Set (N° de prod. 34969) não contido no sistema de construção por blocos

Schlauchzuschnitte Hose cut to length Découpes de tuyau	Slangdelen Recortes de tubos flexibles Recortes de mangueira	3 x 2 cm 4 x 3 cm 1 x 5 cm 1 x 6 cm 3 x 8 cm 1 x 10 cm 3 x 12 cm 3 x 15 cm 1 x 18 cm 1 x 20 cm 1 x 22 cm 1 x 27 cm 1 x 30 cm
---	--	--

<ul style="list-style-type: none"> ■ Alle Einzelteile, insbesondere bewegliche Teile sind falls notwendig zu warten und zu reinigen. ■ All components, especially moving parts, should be maintained and cleaned as necessary. ■ Toutes les pièces détachées et en particulier les pièces mobiles, sont, si nécessaire, à entretenir et à nettoyer. 	<ul style="list-style-type: none"> ■ Alle onderdelen, vooral de bewegende delen, kunnen, indien noodzakelijk, onderhouden en gereinigd worden. ■ Es necesario limpiar y mantener en buen estado todas las diferentes piezas – especialmente las piezas móviles. ■ Caso necessário, todas as peças individuais, especialmente peças móveis, tem que ser submetidas à manutenção e ser limpadas.
<ul style="list-style-type: none"> ■ Achtung Verletzungsgefahr an Bauteilen mit funktionsbedingten scharfen Kanten und Spitzen! ■ Caution Be careful not to hurt yourself on components with sharp or pointed edges! ■ Attention Risque de blessure sur les éléments comportant des arêtes et o pointes vives indispensables au bon fonctionnement! 	<ul style="list-style-type: none"> ■ Let op U kunt zich bezeren aan bouwstenen met scherpe randen of punten! ■ Attenzione Esiste il pericolo di lesione con i pezzi di costruzione che hanno bordi e punte spigolosi necessari per la funzionalità del pezzo! ■ Atenção Perigo de ferimentos em peças componentes com cantos vivos e pontas obrigatórios para o funcionamento !