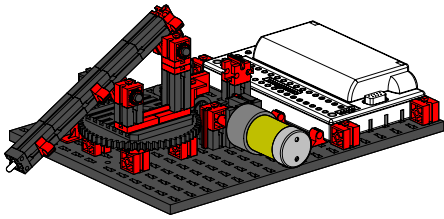


Inhalt Contents Contenu

Inhoud Contenido Conteúdo

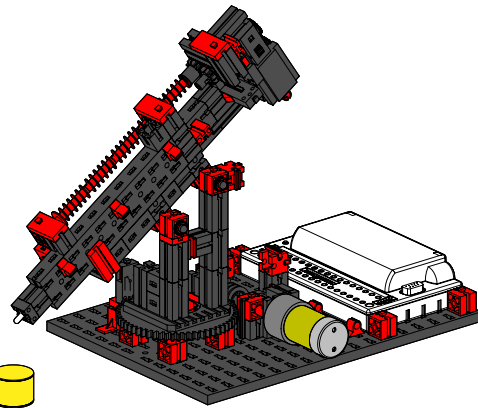
Einzelteilübersicht / Spare parts list / Liste des pièces détachées / Onderdelenoverzicht / Lista da piezas / Resumo de peça individual S. / p. 1

Montagetipps / Tips for assembly / Tuyaux pour le montage / Montagetips / Consejos para el montaje / "Dicas" para montagem S. / p. 2

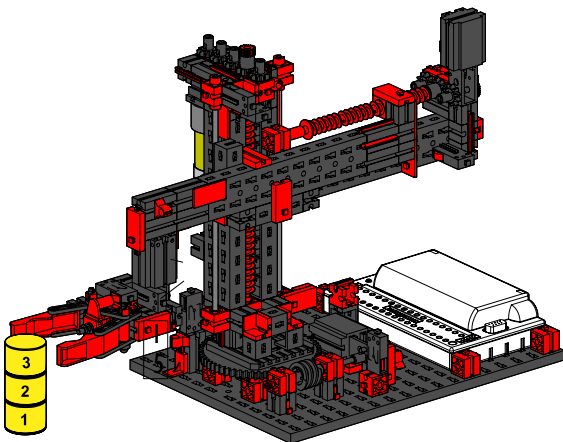


Schweißroboter einachsiger / Welding robot one axis /
Robot de soudage à 1 articulation / Lasrobot 1-assig /
Robot de soldadura de 1 eje / Robô de soldar de um eixo S. / p. 4

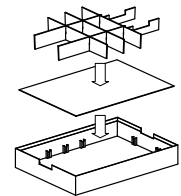
Schweißroboter zweischsig / Welding robot two axes /
Robot de soudage à 2 articulations / Lasrobot 2-assig /
Robot de soldadura de 2 ejes / Robô de soldar de dois eixos S. / p. 9



3-Achs-Roboter / 3-axis robot / Robot à 3 articulations /
3-assige robot / Robot de 3 ejes / Robô de 3 eixos S. / p. 17



Sortiervorschlag für Aufbewahrungssystem / Storage suggestion for storage system / Suggestion de classement pour le système de stockage /
Sorteervoorstel voor bewaarsysteem / Propuesta de clasificación para almacenamiento / Proposta de divisão caixa 1 para sistema de conservação






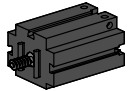

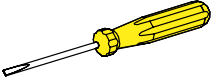



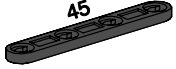
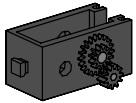




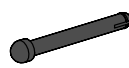

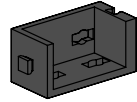

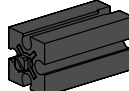






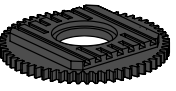

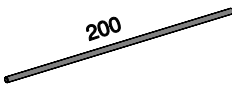

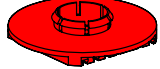




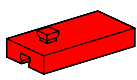







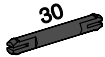




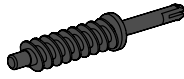
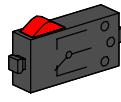



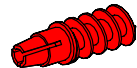

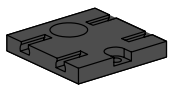






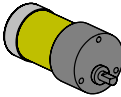

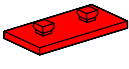
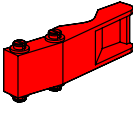


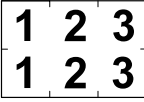
Software • Logiciel • Software

- **Wichtig!!** Für den Baukasten Industry Robots II benötigst du die ROBO PRO Version 1.1.2.40. Falls du eine ältere Version der Software besitzt, kannst du sie kostenlos updaten entweder über das Hilfe-Menü in ROBO PRO - Neue Version downloaden oder unter www.fischertechnik.de/robopro/update.html. Dazu muss dein Rechner mit dem Internet verbunden sein. In der ROBO Pro Version 1.1.2.40 sind Beispielprogramme für alle Modelle sowie ein Teach In Programm für den 3-Achs-Roboter enthalten.
- **Important!!** For the construction kit, Industry Robots II, you need the ROBO PRO version 1.1.2.40. If you have an older version of the software, you can update this at no cost with the Help menu in ROBO PRO: download the new version or at www.fischertechnik.de/robopro/update.html. To do this your computer must be connected to the Internet. ROBO PRO Version 1.1.2.40 contains example programs for all models and a teach-in program for the 3-axis robot.
- **Important!!** Pour le coffret Industry Robots II, vous avez besoin de la version ROBO PRO 1.1.2.40. Si vous avez une version antérieure du logiciel, vous pouvez la mettre à jour gratuitement soit par l'intermédiaire du menu Aide dans ROBO PRO - Télécharger nouvelle version ou sous www.fischertechnik.de/robopro/update.html. Pour cela, il faut que votre ordinateur soit connecté sur l'Internet. La version ROBO Pro 1.1.2.40 contient des programmes servant d'exemples pour tous les modèles ainsi qu'un programme didactique pour le robot à 3 articulations.
- **Belangrijk!!** Voor de module Industry Robots II heb je de ROBO PRO versie 1.1.2.40 nodig. Als je over een oudere softwareversie beschikt, kun je die gratis updaten via het Help-menu in ROBO PRO - Nieuwe versie downloaden of onder www.fischertechnik.de/robopro/update.html. In dat geval moet je computer met internet verbonden zijn. In de ROBO Pro versie 1.1.2.40 zijn voorbeeldprogramma's voor alle modellen en een Teach In-programma voor de 3-assige robot opgenomen.
- **¡¡Importante!!** Para la unidad modular Industry Robots II necesitas la versión 1.1.2.40 de ROBO PRO. Si tienes una versión más antigua del software, la podrás actualizar gratuitamente ya sea por el menú Ayuda en ROBO PRO - Bajar nueva versión o en www.fischertechnik.de/robopro/update.html. Para esto tendrá que estar conectado tu ordenador con el Internet. La versión 1.1.2.40 de ROBO Pro contiene programas de ejemplo para todos los modelos, así como un programa "Teach-In" para el robot de 3 ejes.
- **Importante!!** Para o módulo Industry Robots II irá necessitar o ROBO PRO, versão 1.1.2.40. Caso possua uma versão mais antiga do software, poderá atualizá-lo gratuitamente através do menu Ajuda no ROBO PRO - Downloaden nova versão ou em www.fischertechnik.de/robopro/update.html. Para isso, o seu computador deve estar conetado na Internet. Na ROBO PRO, versão 1.1.2.40, estão confidos programas de exemplo para todos os modelos, bem como um programa Teach In para o robô de 3 eixos.

Einzelteilübersicht
Spare parts list
Liste des pièces détachées

Onderdelenoverzicht
Lista da piezas
Resumo de peça individual

	10 497 6 x		32 064 28 x		35 112 2 x		36 334 3 x
	31 060 24 x		32 293 3 x		35 113 1 x		36 443 1 x
	31 061 14 x		32 850 2 x		35 142 1 x		36 913 4 x
	31 078 3 x		32 854 4 x		35 214 1 x		36 914 4 x
	31 082 3 x		32 870 2 x		35 409 3 x		36 920 2 x
	31 336 24 x		32 879 19 x		35 668 1 x		36 950 8 x
	31 337 24 x		32 881 24 x		35 696 1 x		37 157 4 x
	31 390 1 x		32 882 3 x		35 697 3 x		37 237 4 x
	31 391 1 x		32 985 1 x		35 945 6 x		37 238 2 x
	31 597 1 x		35 049 10 x		35 969 9 x		37 468 4 x
	31 707 6 x		35 061 2 x		35 973 1 x		37 636 2 x
	31 848 4 x		35 063 4 x		35 975 2 x		37 679 6 x
	31 915 1 x		35 064 1 x		35 977 1 x		37 783 8 x
	31 982 21 x		35 072 1 x		35 981 1 x		37 858 2 x
	31 983 4 x		35 090 1 x		36 035 1 x		37 869 1 x


	37 925 2 x		38 240 3 x		104 589 1 x		
	37 926 7 x		38 241 6 x		113 853 2 x		
	38 216 1 x		38 423 6 x		114 175 1 x		

Montagetipps Tips for assembly Tuyaux pour le montage

Montagetipps Consejos para el montaje "Dicas" para montagem

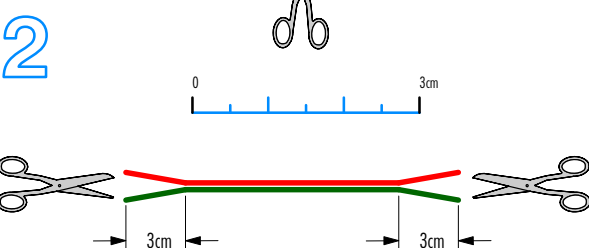
Kabel und Stecker
 Plugs and cables
 Fiches et des câbles

Stekkers en cables
 Enchufes en cables
 Cabos e contatos



1

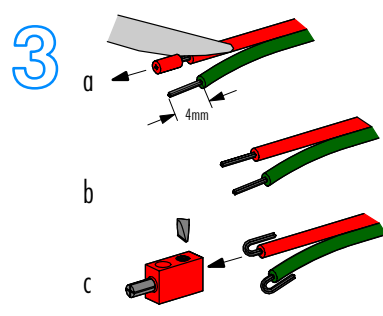
3 x 25 cm
 5 x 60 cm
 4 x 70 cm



2

0 3cm

3cm 3cm

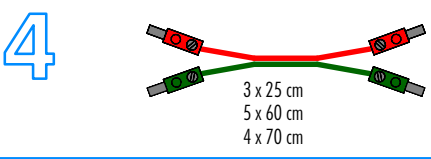


3

a 4mm

b

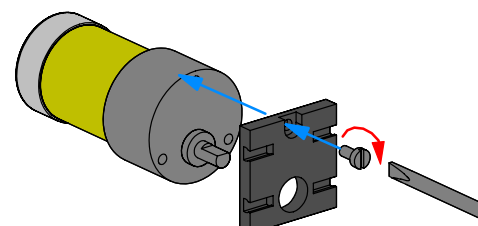
c



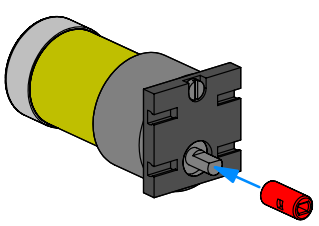
4

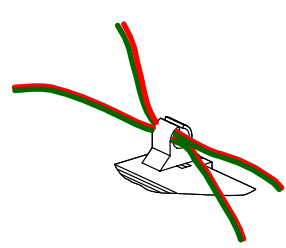
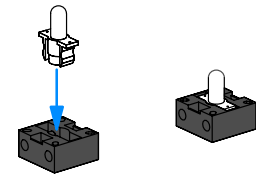
3 x 25 cm
 5 x 60 cm
 4 x 70 cm

1



2

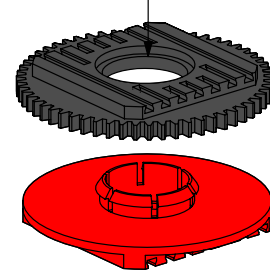


9V.../0,15 A

Kugellampe
 Bulb lamp
 Lampe sphérique
 Bolle lamp
 Lâmpada sferica
 Lâmpada esférica

1



2

